



**HOLLER** |||||

**HOLLER** ||||| **PRO**

# Sliding Gate Classic

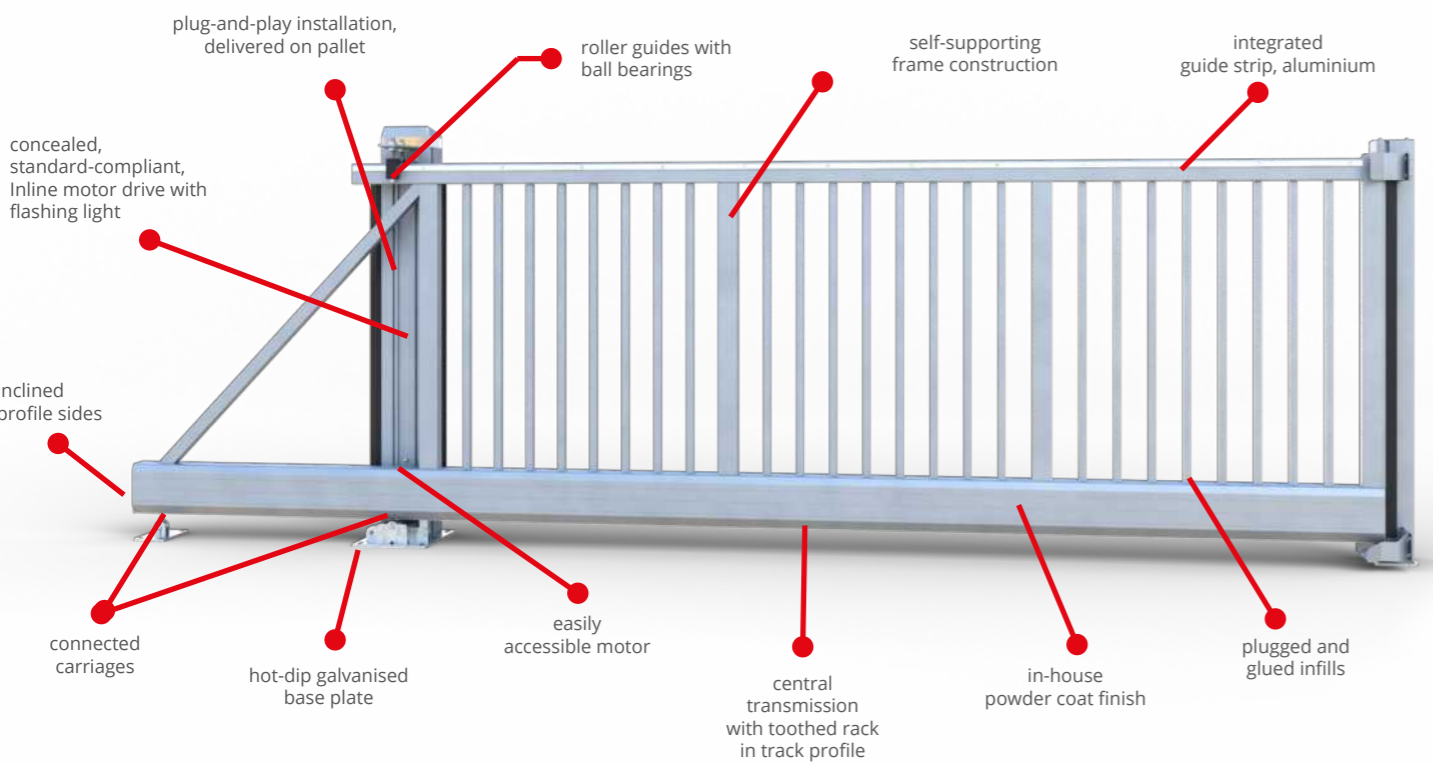
Innovation. Stability. Security.

version 01-2022

# Innovation and Style

The cantilever HOLLER PRO Sliding Gate Classic combines solid craftsmanship, maximum precision, and unique aesthetics. Specially developed aluminium profiles and the use of high-quality materials guarantee durability and the highest quality standards. Thanks to its manifold, creative and innovative design options, the HOLLER PRO Sliding Gate Classic aesthetically enhances the appearance of any environment. The gates are manufactured state-of-the-art, following the concepts of Industry 4.0, in one of the most modern sliding gate factories in Europe.

# Constructional Design



## Aluminium - Highly Robust and Versatile

With 2.7 g/cm³, aluminium only is a third of the weight of steel. As a result, track rollers and support rollers as well as the motor drive are exposed to a significantly lower load. The smooth, clean surface structure of aluminium facilitates a high-quality power coat finish. Aluminium is environmentally friendly and nearly 100% recyclable, and significantly contributes to a better environment.

- Welded frame construction made of aluminium (track and frame see table of dimensions).
- Gate leaf built with mullions in the frame profile. Infills are fitted in segments.
- Top profile with standard aluminium guide strip for roller guide.
- Connection between front and rear carriage (steel).
- Central toothed rack integrated in track profile, and thus protected from adverse weather and dirt.
- Catch posts and guide posts with base plates in single and double design.
- Gate leaves with over 10 m post clear width are supplied in two parts to facilitate transportation. Entire mounting material for coupling is included.
- Max. 250 cycles/day for gates up to 12 m.
- Our vast product range (pedestrian gates, fences, letterboxes and much more) offers numerous combination possibilities that convince both aesthetically and technically.

# Dimension table

The cantilever HOLLER PRO Sliding Gate Classic is available in the following standard heights: 1,000, 1,250, 1,500, 1,800, 2,000 and 2,250 mm. Upon request, gates are also **made to measure** and **manufactured in oversized dimensions**.

Post clear width	Gate leaf length	Track	Frame	Guide post	Catch post	Diagonal bracer
3,000	4,300	HST 4	80 x 60	Single	Single	No
4,000	5,300					
5,000	6,500					
6,000	8,000					
7,000	9,000					
8,000	10,500	HST 3	100 x 100	Single	Single	No
9,000	11,500					
10,000	13,300					
11,000	14,300	HST 3/7	100 x 100	Double	Single	No
12,000	15,800					
13,000	16,800	HST 3/7	100 x 100	4x	Double	Yes
14,000	18,500					
15,000	19,500					
16,000	21,000					
17,000	22,500					
18,000	23,500	2x HST 3/7	200 x 100	4x	Double	Yes Double
19,000	25,000					
20,000	26,000					
21,000	27,500					
22,000	28,500					
23,000	30,000					
24,000	31,000					
25,000	32,500					

In mm

# Track



**HST 4**  
W x H 117 x 200  
Frame  
80 x 60 mm



**HST 3**  
W x H 150 x 211  
Frame  
100 x 100 mm




**HST 3/7**  
W x H 150 x 350  
Frame  
100 x 100 mm




**2x HST 3/7**  
W x H 300 x 350  
Frame  
100 x 200 mm

# Design


The standard HOLLER PRO Sliding Gate Classic is available in a wide variety of design options.




**Bar**  
30 x 30 mm




**Round bar**  
Ø 25 mm




**Continuous round bar**  
Ø 25 mm




**Double welded mesh mat**  
Light  
Type 656




**Double welded mesh mat**  
Heavy  
Type 868



**Perforated sheet**  
Ø 10 mm  
Ø 20 mm




**Perforated sheet**  
□ 10 mm  
□ 20 mm




**Plain sheet metal**  
2 mm

## Customised Solutions


Round or square shapes, style and modern materials: Gates with character are real eye-catchers. Our engineering team manages the technical implementation of all customer-specific requirements. Tailor-made solutions such as milled patterns, laser cuts, illumination with LED lighting, individual logos, selected infills, and many more, transform each gate into a unique masterpiece.




Milling, uncoated



Milling, coated



Laser cut, open



Laser cut, sheet metal, colour background

Drive system |||||



The HOLLER Inline drive system convinces with first-class workmanship, simple design and high stability. The aesthetically pleasing Inline post offers sufficient space to house the motor drive and the controller, and is a reliable protection against adverse weather and vandalism. The integrated LED flashing light ensures maximum safety in passage areas.

- Post clear width: 3 m to 25 m.
- Gate weight: up to 3,000 kg.
- Duty cycle: 70% to 100%.
- Speed: 10.8 m/min to 30 m/min.

Security and Safety

The welded aluminium frame and the spike strip, which is supplied on request, guarantee maximum security, and protection. In the event of a power failure, operation is ensured by an **integrated emergency rechargeable battery pack (standard up to 12 m)**. Manually operated gates are additionally equipped with a lock that was specifically developed for sliding gates. All systems are manufactured in accordance with the latest CE mark requirements and the product standard for powered doors and gates EN 13241-1. In particularly sensitive areas, additional accessories are available, such as the HOLLER PRO Safety Plus, a non-pressure sensitive safety contact edge that detects any potential obstructions early before a collision.

Powder Coat Finish and Colours |||||

The HOLLER PRO Sliding Gate Classic is provided with a high-quality powder coat finish which is applied in our own factory. Excellent weather resistance, easy care and scratch-resistant surfaces guarantee beauty and quality for many years.


	RAL 5010 Gentian Blue		RAL 7016 Anthracite Grey		RAL 7047 Telegrey 4		RAL 9006 White Aluminium
	RAL 6005 Moss Green		RAL 7030 Stone Grey		RAL 8001 Ochre Brown		RAL 9010 Pure White
	RAL 6009 Fir green		RAL 7040 Window Grey		RAL 9005 Jet Black		RAL 9016 Traffic White

Additional colours available on request.  
The colours shown here may differ from the actual colours of the coating.


Electrical Accessories (examples) |||||




Remote control




Key switch




Induction loop



GSM module



Annual and weekly timer



Code keypad

Mechanical Accessories (examples) |||||



Spike strip



Fence connector



Radial damper



Gate catcher



Post substructures in different heights

Certification and Awards |||||

The HOLLERPRO Sliding Gate Classic is manufactured according to strict quality standards and meets all requirements of the applicable standards and regulations.



Telescopic Sliding Gate |||||

With a space saving of **approx. 40%**, HOLLER PRO Telescopic Sliding Gates are a smart solution for properties with restricted backrun. Telescopic gates require significantly less space than other sliding gates. Thanks to their tri-parting construction, the leaves slide in a staggered format towards the closing position.

Numerous combinations and a wide variety of accessories with powerful control systems and automation possibilities provide customised solutions to meet specific requirements. Our telescopic sliding gates are also suitable for installations with sloping and uneven ground.



Picture 1



Picture 2



Picture 3

Sliding Gate on Sloping Ground |||||

Thanks to our adapted drive technology our solutions are suitable for installations with **up to 25%** sloping.

Radial dampers and our patented fail-safe protection devices ensure a maximum of safety. Radial dampers prevent accidental operation of the gate when unlocked. The fail-safe protection activates a mechanical locking device as soon as the speed of the gate (e. g. as a result of a motor drive failure) exceeds a certain limit value. The sliding gate stops immediately.





Picture 4



Picture 5



Picture 6



Established in 1992, we have been manufacturing high-quality aluminium gates and fences at our Leitring plant in Austria for 30 years.

Curiosity and passionate enthusiasm for technology are our motor and motivation. Our engineering team is focused on the development of innovative solutions but also works on the optimization of existing products to potentially improve them. We trust in traditional craftsmanship and the most advanced technology to deliver tailor-made solutions for a broad product portfolio.

Our highly qualified team accompanies every project from consulting, planning and technical clarification to shipping. We are on hand even after project completion to provide comprehensive support and service.

Your local partner

Holler Tore GmbH

Dorfstraße 31  
8435 LEITRING  
AUSTRIA

Tel. +43 3452 86031  
Fax +43 3452 75831

[mail@holler-tore.at](mailto:mail@holler-tore.at)  
[www.holler-tore.at](http://www.holler-tore.at)

